



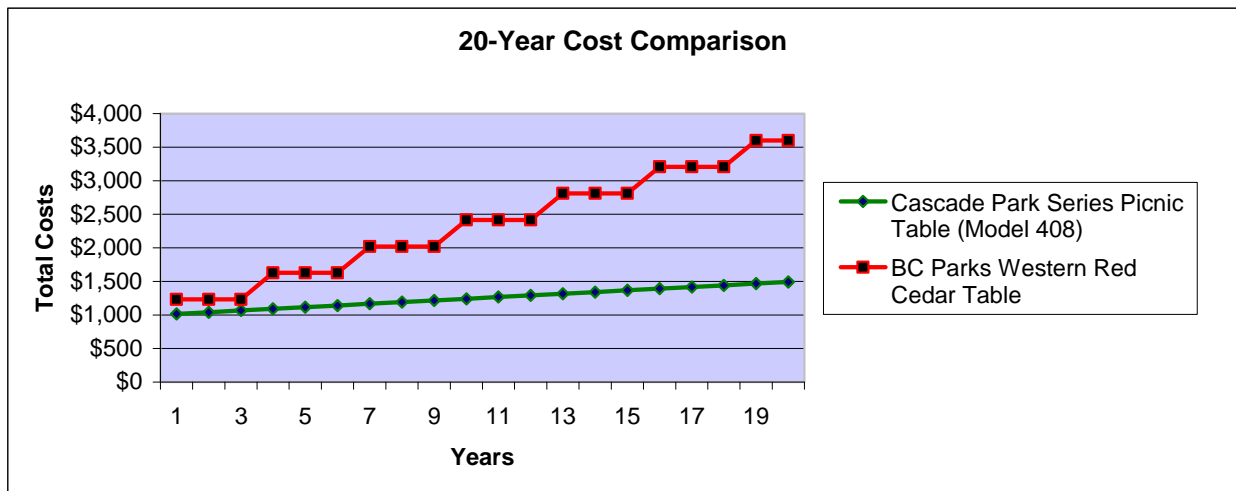
WishboneIndustries
Site Furnishings

Cost Comparison Analysis




Picnic Tables

Picnic Tables

The graph below compares the total costs of a picnic table made from Western Red Cedar, and our competitively-priced Cascades Park Series Picnic Table over its 20-year life expectancy. It illustrates that maintenance costs incurred at least every third year on a cedar table drive the total cost to more than double that of the Park Series table that merely requires an annual washing. Furthermore, each Park Series table diverts about 1500 plastic beverage containers from Canada's landfill sites.



The table below shows that the immediate benefits of a Park Series Picnic Table add up to approximately 58% savings over a Western Red Cedar table over its 20-year life.

	Product	Product Life Expectancy	Savings Over Life	Payback Year
	Cascade Park Series Picnic Table (Model 408) - versus cedar and concrete alternative	20	58.6%	1
	Wishbone Full Frame Picnic Table (Model PTFAL-6) - versus cedar and concrete alternative	20	49.1%	4
	Wishbone Buffalo Picnic Table - versus cedar and concrete alternative	20	44.6%	4

Our Full Frame Picnic Table and our Buffalo Picnic Table also provide impressive savings and short payback periods.

The following charts disclose our cost comparison methodology common to all picnic tables, and the maintenance assumptions upon which the benefits have been calculated. The data provided by our municipal clients is based upon nearly 7 years experience, and has been extrapolated to the product life expectancy.

20-year Cost Comparison							
Product	Quantity	Price	Discount	Sub-total	Taxes	Shipping	Initial Cost
Cascade Park Series Picnic Table (Model 408) 6' Cascades Recycled Plastic Lumber	1	\$900	0%	\$900	\$117		\$1,017
BC Parks Western Red Cedar Table Concrete Base / 4"x10" Western Red Cedar	1	\$1,090	0%	\$1,090	\$142		\$1,232
Maintenance	Labour	Per Hour	Materials	Price	Cycles		Maint. Cost
Cascade Park Series Picnic Table (Model 408) 6' Cascades Recycled Plastic Lumber Labour to power wash each table per year 1 hour per unit per year	1	\$25			19		\$475
BC Parks Western Red Cedar Table Concrete Base / 4"x10" Western Red Cedar Labour and materials to maintain wooden components every 3 years 7 hours per unit per maintenance cycle at \$25/hr Avg. number of wooden planks replaced per maintenance cycle	7	\$25	2	\$110	6	6	\$1,050 \$1,320
Total Cost							Total Cost
Cascade Park Series Picnic Table (Model 408) 6' Cascades Recycled Plastic Lumber							\$1,492
BC Parks Western Red Cedar Table Concrete Base / 4"x10" Western Red Cedar							\$3,602
Costs not Included in Analysis							
- Fluctuating cedar prices							
- Delivery, assembly and installation							
- Inflationary impact on labor and material costs							
- Vandalism							

Years "In the Green"	1	2	3	4	5	6	7	8	9	10	11	12	13	14	15	16	17	18	19	20
Cascade Park Series Picnic Table (Model 408) 6' Cascades Recycled Plastic Lumber	\$1,017	\$25	\$25	\$25	\$25	\$25	\$25	\$25	\$25	\$25	\$25	\$25	\$25	\$25	\$25	\$25	\$25	\$25	\$25	\$25
Accumulated costs	\$1,017	\$1,042	\$1,067	\$1,092	\$1,117	\$1,142	\$1,167	\$1,192	\$1,217	\$1,242	\$1,267	\$1,292	\$1,317	\$1,342	\$1,367	\$1,392	\$1,417	\$1,442	\$1,467	\$1,492
BC Parks Western Red Cedar Table Concrete Base / 4"x10" Western Red Cedar	\$1,232	\$0	\$0	\$395	\$0	\$0	\$395	\$0	\$0	\$395	\$0	\$0	\$395	\$0	\$0	\$395	\$0	\$0	\$395	\$0
Accumulated costs	\$1,232	\$1,232	\$1,232	\$1,627	\$1,627	\$1,627	\$2,022	\$2,022	\$2,022	\$2,417	\$2,417	\$2,417	\$2,812	\$2,812	\$2,812	\$3,207	\$3,207	\$3,207	\$3,602	\$3,602

Years "In the Green"	1	2	3	4	5	6	7	8	9	10	11	12	13	14	15	16	17	18	19	20
Wishbone Full Frame Picnic Table (Model PTFAL-6) 6' Wishbone Powder Painted Aluminum Picnic Table	1357.13	\$25	\$25	\$25	\$25	\$25	\$25	\$25	\$25	\$25	\$25	\$25	\$25	\$25	\$25	\$25	\$25	\$25	\$25	\$25
Accumulated costs	1357.13	\$1,382	\$1,407	\$1,432	\$1,457	\$1,482	\$1,507	\$1,532	\$1,557	\$1,582	\$1,607	\$1,632	\$1,657	\$1,682	\$1,707	\$1,732	\$1,757	\$1,782	\$1,807	\$1,832
BC Parks Western Red Cedar Table Concrete Base / 4"x10" Western Red Cedar	1231.7	\$0	\$0	\$395	\$0	\$0	\$395	\$0	\$0	\$395	\$0	\$0	\$395	\$0	\$0	\$395	\$0	\$0	\$395	\$0
Accumulated costs	1231.7	\$1,232	\$1,232	\$1,627	\$1,627	\$1,627	\$2,022	\$2,022	\$2,022	\$2,417	\$2,417	\$2,417	\$2,812	\$2,812	\$2,812	\$3,207	\$3,207	\$3,207	\$3,602	\$3,602

Years "In the Green"	1	2	3	4	5	6	7	8	9	10	11	12	13	14	15	16	17	18	19	20
Wishbone Buffalo Picnic Table 6' Wishbone Powder Painted Aluminum Picnic Table	1518.72	\$25	\$25	\$25	\$25	\$25	\$25	\$25	\$25	\$25	\$25	\$25	\$25	\$25	\$25	\$25	\$25	\$25	\$25	\$25
Accumulated costs	1518.72	\$1,544	\$1,569	\$1,594	\$1,619	\$1,644	\$1,669	\$1,694	\$1,719	\$1,744	\$1,769	\$1,794	\$1,819	\$1,844	\$1,869	\$1,894	\$1,919	\$1,944	\$1,969	\$1,994
BC Parks Western Red Cedar Table Concrete Base / 4"x10" Western Red Cedar	1231.7	\$0	\$0	\$395	\$0	\$0	\$395	\$0	\$0	\$395	\$0	\$0	\$395	\$0	\$0	\$395	\$0	\$0	\$395	\$0
Accumulated costs	1231.7	\$1,232	\$1,232	\$1,627	\$1,627	\$1,627	\$2,022	\$2,022	\$2,022	\$2,417	\$2,417	\$2,417	\$2,812	\$2,812	\$2,812	\$3,207	\$3,207	\$3,207	\$3,602	\$3,602